

ACP-4020

348mm Depth 4U Rackmount Chassis for Half-size SBC or ATX Motherboard



Features

- 4U rackmount chassis, only 348 mm depth
- Supports 14-slot BP for half-size SBC or ATX/MicroATX motherboard
- Shock-resistant disk drive bay holds one internal 2.5", and two front-accessible 3.5" drives, plus one slim optical disk drive
- Dual front USB 3.0 ports
- Front-accessible system fan without opening top cover for easy maintenance
- LED indicators and alarm notification for system fault detection
- Smart fan speed control
- Built-in Intrusion switch function
- Built-in Intelligent System Module enabling whole system fan control and remote manageability

Quiet Specifications


CE FCC

| | | External | Internal |
|---|--------------------------|---|--|
| Drive Bay | Slim ODD | 1 | - |
| | 3.5" | 2 | - |
| | 2.5" | - | 1 |
| Cooling | Fan | 2 (9 cm / 53 CFM) | |
| | Air Filter | Yes | |
| Front I/O Interface | USB 3.0* | 2 | |
| Miscellaneous | LED Indicators | Power, HDD, temperature, fan, LAN1, and LAN2 | |
| | Rear Panel | Backplane version: One 9-pin D-Sub opening Motherboard version: Five 9-pin D-Sub and one 25-pin D-Sub openings | |
| System Monitoring | | Chassis intrusion switch | |
| Intelligent System Module Remote Monitoring | | CPU/System fan speed, CPU/System temperature, motherboard voltage (Only selected Advantech MBs/CPU cards with WISE-PaaS/RMM installed can fully enable these functions, check with Advantech local rep. for detailed information.) | |
| Environment | Temperature | Operating 0 ~ 40 °C (32 ~ 104 °F) | Non-Operating -20 ~ 60 °C (-4 ~ 140 °F) |
| | Humidity | 10 ~ 85% @ 40 °C, non-condensing | 10 ~ 95% @ 40 °C, non-condensing |
| | Vibration (5 ~ 500 Hz) | 1 Grms | 2 G |
| | Shock | 10 G (with 11 ms duration, half sine wave) | |
| | Physical Characteristics | Dimensions (W x H x D) | 482 x 177 x 348 mm (19" x 7.0" x 13.7") |
| | Weight | 8.5 kg (18.7 lb) | |


The USB 3.0 ports do not operate if the motherboard has no on-board USB 3.0 box header.

Front View

Open Front Door

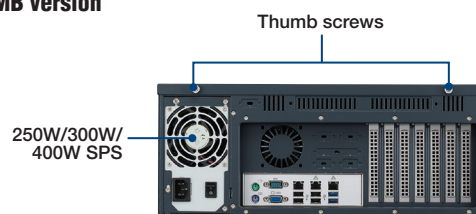


Inside View

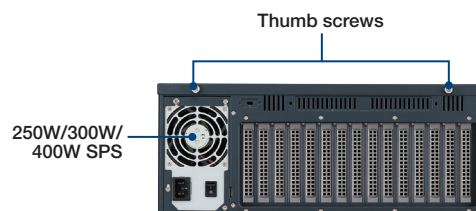


Rear View

MB version

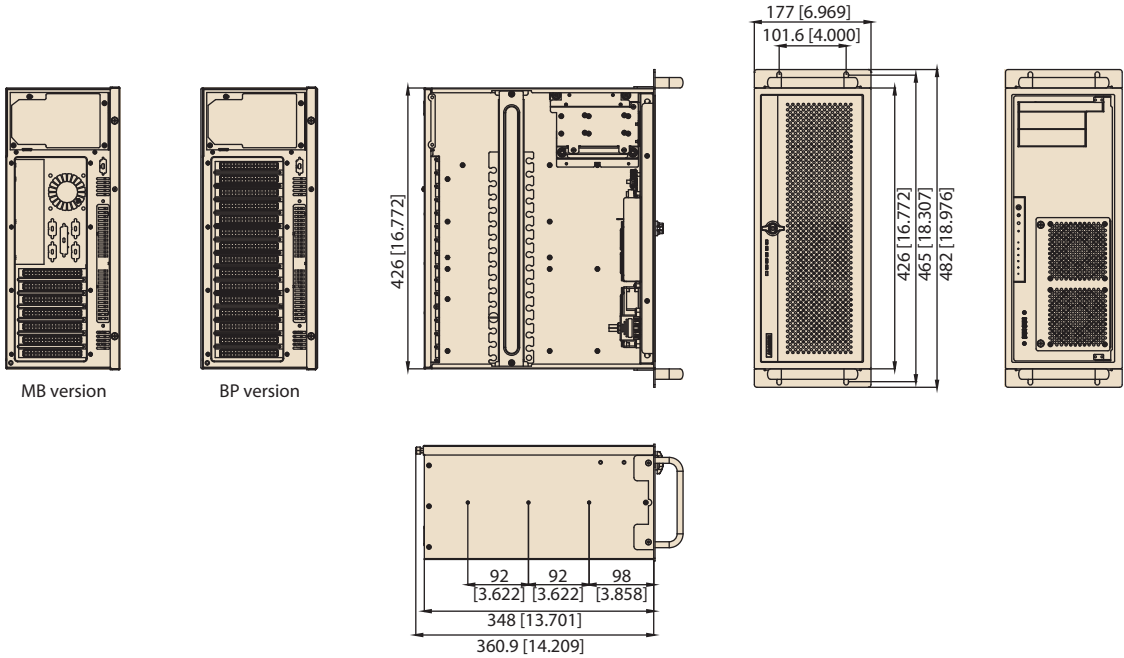


BP version



Dimensions

Unit: mm [inch]



Ordering Information

| Part Number | Power Supply | Wattage | Switch type |
|-----------------------------|----------------|---------|-------------|
| Backplane Version | | | |
| ACP-4020BP-25ZE | PS8-250ATX-ZE | 250W | ATX |
| ACP-4020BP-30ZE | PS8-300ATX-ZBE | 300W | ATX |
| ACP-4020BP-40ZE | PS8-400ATX-ZE | 400W | ATX |
| Mother board Version | | | |
| ACP-4020MB-25ZE | PS8-250ATX-ZE | 250W | ATX |
| ACP-4020MB-30ZE | PS8-300ATX-ZBE | 300W | ATX |
| ACP-4020MB-40ZE | PS8-400ATX-ZE | 400W | ATX |

Optional Accessories

| Part Number | Description |
|--------------------|---|
| IPC-DT-3120E | Drive bay module converting 1 3.5" to 2 hot-swap 2.5" |
| 96CB-SATAPOWER-6P2 | SATA power wire 6-pin to big 4-pin (for slim ODD) |