

# Flat Stainless P-CAP IP65 Display

## 19" (Chassis Design)



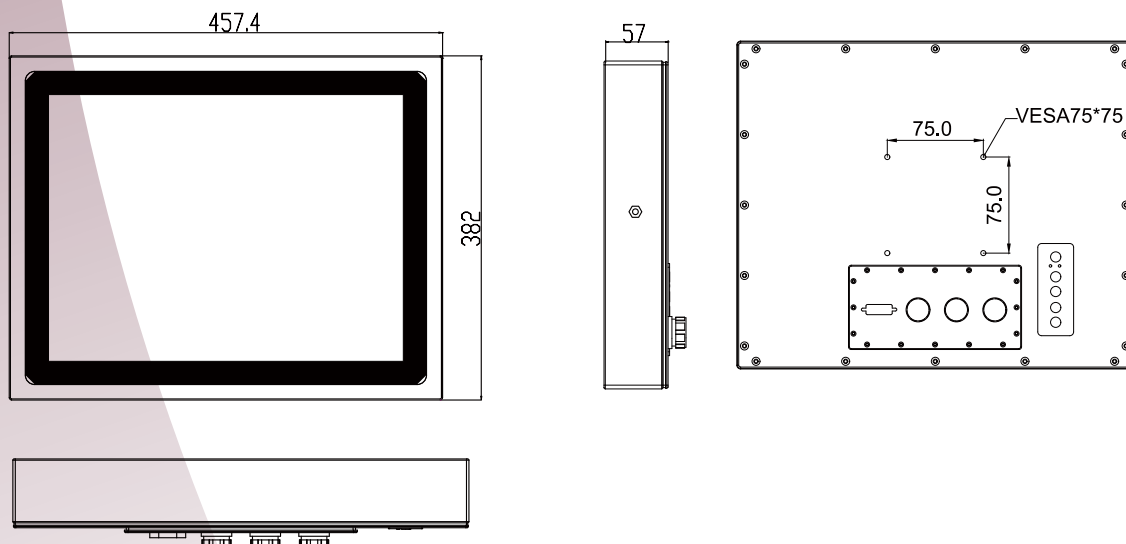
### Specifications

Model Name	R19L100-SPM1
Viewable Size Image	19"
Active Display Area(mm)	376.32 (H) x 301.06 (V)
Pixel Pitch(mm)	0.294 (H) x 0.294 (V)
Number of Pixels	1280 x 1024
Contrast Ratio	1000:1(typ.)
Display Color	16.7M
Brightness(cd/m <sup>2</sup> )	250 typ.)
Viewing Angle(CR>=10)	-85~85 (H); -80~80 (V)
Recommended Resolution	1280 x 1024@60Hz, 75Hz
I/O	3 pin Power cable(IP65 connector) 10 pin VGA cable (IP65 connector) DVI-D cable (IP65 connector)(Optional) USB cable(IP65 connector)
Power Source	12V DC in, with External AC to DC Adapter (100~240V AC)
Power Consumption	26W typical, normal operation
Power Management	VESA DPMS Compliant
Plug & Play	VESA DDC 1/2B
Touch Screen	Projective Capacitive Touch
Operating Temperature	-10 to 55 deg.

\*Due to Panel material's deviation, different panel supplier will set different specific variance range to optical characteristics. The factors of time used, Lamp current, Ambient temperature will influence the optical measurements.



### Mechanical Drawing




UNIT:mm

\* Note: this is a simplified drawing and some components are not marked in detail. Please contact our sales representative if you need further product information.

# Flat Stainless P-CAP IP65 Display

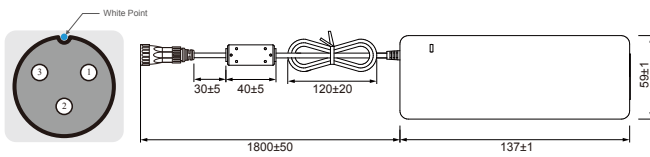
## IO Layout

### Back Side (I/O)

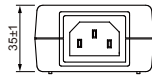


## Pin Definition

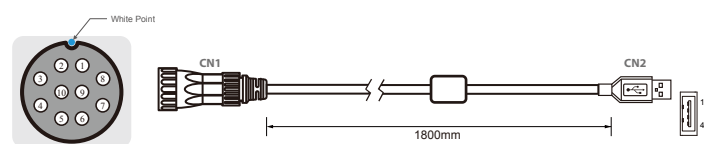
### Power Cable



Pin No.	Symbols	Color
CN1-3	GND	Black
CN1-2	shield	
CN1-1	VCC	White



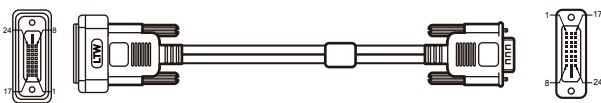
### USB Cable (For Touch)



Pin No.	Symbols	Color	Pin No.	Symbols	Color
CN1-1	VCC	RED	CN2-1	VCC	RED
CN1-2	D-	WHITE	CN2-2	D-	WHITE
CN1-3	D+	GREEN	CN2-3	D+	GREEN
CN1-4	GND	BLACK	CN2-4	GND	BLACK
CN1-5	Shield		CN2-5	Shield	GREEN

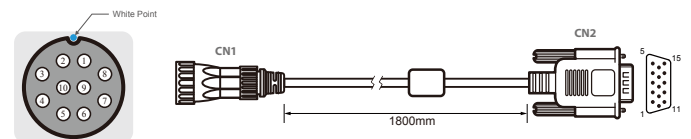
Twist

### DVI Cable (Optional)



CN1			CN2	
Pin No.	Symbol		Pin No.	Symbol
CN1-1	TMDS Data2-	↔	CN2-1	TMDS Data2-
CN1-2	TMDS Data2+	↔	CN2-2	TMDS Data2+
CN1-3	TMDS Data2 Shield	↔	CN2-3	TMDS Data2 Shield
CN1-4	NC		CN2-4	NC
CN1-5	NC		CN2-5	NC
CN1-6	DDC Clock	↔	CN2-6	DDC Clock
CN1-7	DDC Data	↔	CN2-7	DDC Data
CN1-8	NC		CN2-8	NC
CN1-9	TMDS Data 1-	↔	CN2-9	TMDS Data 1-
CN1-10	TMDS Data 1+	↔	CN2-10	TMDS Data 1+
CN1-11	TMDS Data 1 Shield	↔	CN2-11	TMDS Data 1 Shield
CN1-12	NC		CN2-12	NC
CN1-13	NC		CN2-13	NC
CN1-14	+5V Power	↔	CN2-14	+5V Power
CN1-15	Ground	↔	CN2-15	Ground
CN1-16	Hot Plug Detect	↔	CN2-16	Hot Plug Detect
CN1-17	TMDS Data 0-	↔	CN2-17	TMDS Data 0-
CN1-18	TMDS Data 0+	↔	CN2-18	TMDS Data 0+
CN1-19	TMDS Data 0 Shield	↔	CN2-19	TMDS Data 0 Shield
CN1-20	NC		CN2-20	NC
CN1-21	NC		CN2-21	NC
CN1-22	TMDS Data Clock Shield	↔	CN2-22	TMDS Data Clock Shield
CN1-23	TMDS Clock+	↔	CN2-23	TMDS Clock+
CN1-24	TMDS Clock-	↔	CN2-24	TMDS Clock-

### VGA Cable



CN1				CN2		
Pin No.	Symbols	Color		Pin No.	Symbols	Color
1	R	Red	↔	1	R	Red
2	R-GND	Black	↔	6	R-GND	Black
3	G	Green	↔	2	G	Green
4	G-GND	Black	↔	7	G-GND	Black
5	B	Blue	↔	3	B	Blue
6	B-GND	Black	↔	8	B-GND	Black
7	SDA	Yellow	↔	12	SDA	Yellow
8	HS	Orange	↔	13	HS	Orange
9	VS	White	↔	14	VS	White
10	SCL	Brown	↔	15	SCL	Brown
				4	HS-GDN	
				5	NC	
				9	NC	
				10	NC	
				11	VS-GDN	