

Winmate M-Series Display

21.5" M-Series Display

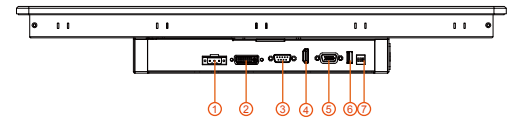
W22L1WS-MHA3HB

Features:

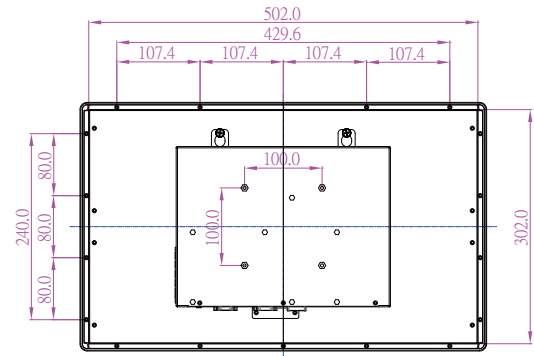
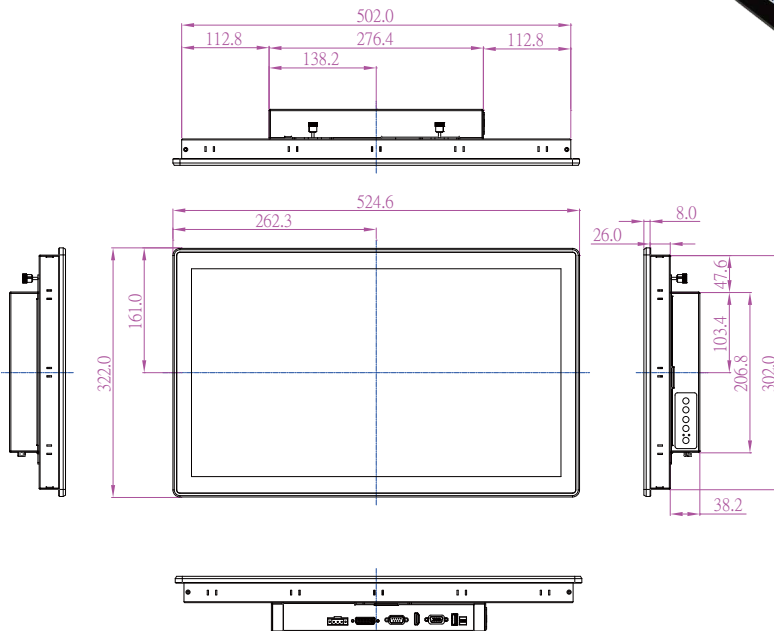
- Changeable front panel design, easy to service and maintain in the field
- VGA / HDMI / DVI input support
- Projected Capacitive Touch screen with front IP65 sealing design
- Switches for panel resolution selection



I/O Details



1. DC 12V in
2. DVI
3. RS232 for Remote Control
4. HDMI in
5. VGA in
6. USB for Touch
7. Switches for resolution selection



Optional Changeable Front Panel List:

Panel Size	Resolution
12.1" / 15"	1024 x 768
17" / 19"	1280 x 1024
21.5" / 24"	1920 x 1080

* Note: this is a simplified drawing and some components are not marked in detail. Please contact our sales representative if you need further product information.

Display Specification

Display Size	: 21.5"
Active Display Area	: 476.64 (H) x 268.11 (V)
Pixel Pitch(mm)	: 0.248(H) x 0.248(V)
Display Color	: 16.7M
Resolution	: 1920 x 1080
Brightness	: 1000 nits
Contrast Ratio	: 3000:1 (Typ.)
Viewing Angle	: 89/89/89/89
Touch Screen	: Projected Capacitive Touch

Environmental Specification

Operation Temperature	: 0~ 50°C
Operating Humidity	: 30%-95% at 40°C (non-condensing, RH)
IP Rating	: Front: IP66; Rear: IP 20 / Fanless

I/O Connectors

I/O Connectors	: DC in Terminal Block
	: HDMI in
	: VGA in
	: DVI in
	: Switches for resolution selection
	: RS232 for Remote Control
	: USB for Touch

Mechanical Specification

Housing	: Aluminum housing
Mouting	: Desktop/Wall Mount

Power Supply

Power Input	: 12V DC in
Power Adapter	: 110-240AC to 12V DC out 50W power Adapter

Packing List

Touch Driver CD
110-240 AC to 12V DC out 50W Power Adapter
Power Cord