

6-Port IR/Serial Expansion Box


VK236

- The VK236 6-Port IR/Serial Expansion Box provides six additional IR/Serial ports for a flexible expansion of the ATEN Control System. This allows users to control additional IR/serial devices in an environment where more devices are required. With the advantage of an Ethernet-based connection, the expansion box can be easily connected to the VK2100 Control Box via a LAN connection from a variety of locations across a network.

Front view



Rear view



Features

- Provides 6 IR/Serial ports to expand the ATEN Control System
- Up to eight VK236 expansion boxes can be added to a single VK2100 Control Box
- Flexible Deployment: Connects to a VK2100 Control Box via an Ethernet connection
- ID Switch pairs the VK236 with a controller to instantly configure the network settings
- Supports Power over Ethernet (PoE) or DC power supply
- Firmware upgradable through USB or Web interface

Highlights

PoE Single Cable Installation

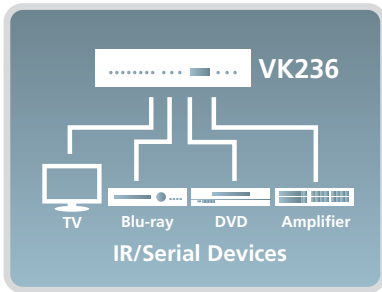
The VK236 is built with PoE which supplies power through the same Ethernet cable that connects it to the LAN – eliminating the need of an extra power source and extra wiring. In addition, the VK236 can be powered via a 5 VDC power adapter.

Expansion via Ethernet

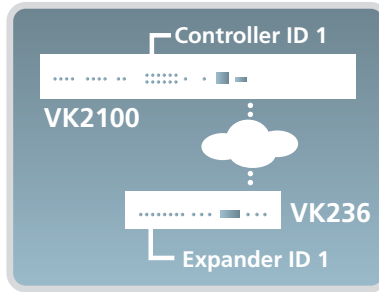
With an Ethernet-based connection, the expansion boxes easily install close to the devices you need to control – anywhere across a network to the VK2100 Control Box.

Installation Setup


Connect Hardware



Set ID Switches

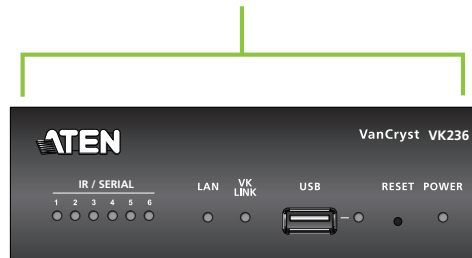


Software Configuration



LED indicators for hardware and connection status

- USB
- Ethernet
- IR/Relay

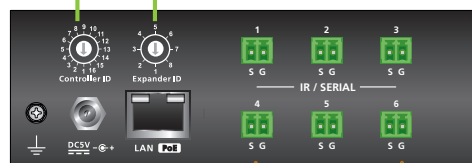


VK236 (Front)

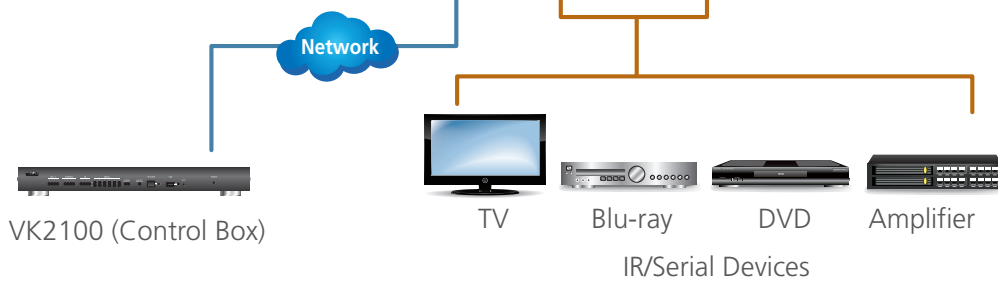
USB port for easy firmware upgrades

VK2100 ID Switch

VK236 ID Switch



VK236 (Rear)



Specifications

Function	VK236
Interfaces	
IR/Serial	6 x Programmable IR / Uni-directional RS-232 Port (6 x 2-Pole Terminal Block Connector) IR: TTL level (0 to 5 V) – Carrier Frequency: 10KHz~455KHz; Serial: Uni-directional RS-232 (+ - 5 V) – Baud Rate: 300 to 115200 (default: 9600); – Data Bit: 8 (default) or 7; – Stop Bit: 1 (default) or 2; – Parity: None (default), Even or Odd
Ethernet	<ul style="list-style-type: none"> • 1 x RJ-45 Female, 10/100Base-T • Supported Protocol: ICMP, TCP/IP, DHCP, HTTPS, SSH • DHCP-enabled. The following default IP settings will be used if no IP is assigned within 30 seconds: IP: 192.168.0.60 Subnet Mask: 255.255.255.0
Switches	
Controller ID	1 x 16-segment Switch
Expander ID	1 x 8-segment Switch
Reset Button	1 x Semi-recessed Pushbutton
USB	1 x USB Type A (Firmware upgrade only)
Power	
Consumption	5 VDC, 8 W(adapter); 48 VDC, 10.5 W (PoE, PoE 802.3 AF/AT compatibility)
Environmental	
Operating Temperature	0° to 50° C
Storage Temperature	-20° to 60° C
Humidity	0 - 80% RH, Non-Condensing
Physical Properties	
Housing	Metal
Weight	0.45 kg
Dimensions (L x W x H)	13.00 x 7.60 x 4.20 cm

