



ET-2268

Ethernet I/O Module with 4-ch Form A and 4-ch Form C Signal Relay Output

Features

- Built-in Web Server
- Support Modbus TCP/UDP Protocols
- Powerful 32-bit MCU Handles Efficient Network Traffic
- 2-port Ethernet Switch (LAN Bypass) for Daisy-Chain Wiring
- Dual Watchdog
- I/O Pair Connection (Push and Polling)
- Easy Firmware Update via Ethernet
- LED Display to Indicate the I/O status
- Wide Operating Temperature Range: -25 ~ +75°C
- Built-in I/O
 - 4 Form A Signal Relay Output Channels
 - 4 Form C Signal Relay Output Channels



Introduction

The ET-2268 provides 4 Form A signal Relay output and 4 Form C signal Relay Output channels. With 2 Ethernet ports, The ET-2268 allows daisy chain connection which permits the flexibility in locating devices, eases installation and lowers infrastructure costs. This module include 8 LED indicators that can be used to monitor the Relay Output status, and options are provided that allow power-on and safe Digital Output values to be configured. It features 8 kV ESD, 4 kV EFT and 3 kV surge protection to enhance noise protection capabilities in industrial environments. The ET-2268 is the ideal solution for small signal switching.

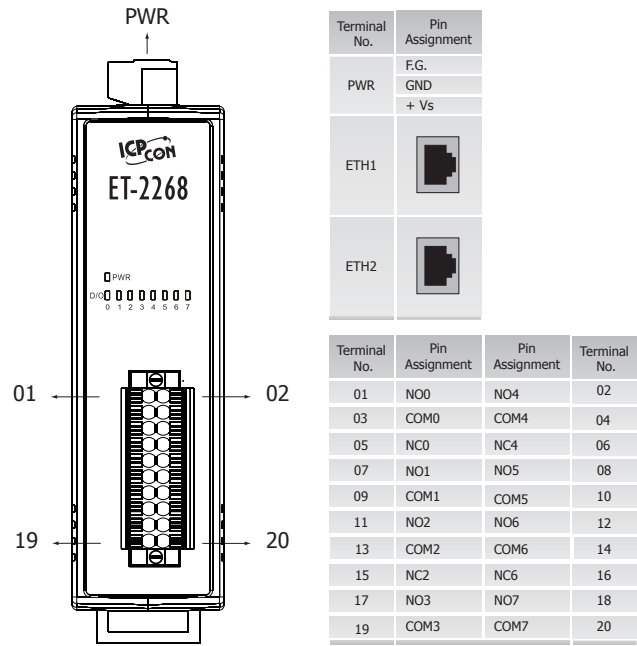
System Specifications

System	
CPU	32-bit ARM
Communication	
Ethernet Port	2 x RJ-45, 10/100 Base-TX, Switch Ports
Protocol	Modbus TCP, Modbus UDP
Security	Password and IP Filter
I/O Pair Connection	Yes (Push, Polling)
Dual Watchdog	Yes, Module, Communication (Configurable)
LAN Bypass	Yes
LED Indicators	
System Running	Yes
Ethernet Link/Act	Yes
DI/DO status	Yes
2-Way Isolation	
Ethernet	1500 Vdc
I/O	3000 Vdc
EMS Protection	
ESD (IEC 61000-4-2)	±8 kV Contact for Each Terminal and ±16 kV Air for Random Point
EFT (IEC 61000-4-4)	±4 kV for Power Line
Surge (IEC 61000-4-5)	±3 kV for Power Line
Power	
Reverse Polarity Protection	Yes
Powered from Terminal Block	+10 ~ +30 Vdc
Consumption	2.9 W (Max.)
Mechanical	
Dimensions (L x W x H)	127 mm x 33 mm x 99 mm
Installation	DIN-Rail Mounting
Environment	
Operating Temperature	-25 ~ +75°C
Storage Temperature	-30 ~ +80°C
Humidity	10 ~ 90% RH, Non-condensing

I/O Specifications

Relay Output		
Channels	8 (Form A x 4, Form C x 4)	
Relay Type	Signal Relay	
Form A	Contact Rating	2 A @ 30 VDC 0.24 A @ 220 VDC 0.25 A @ 250 VAC
	Min. Contact Load	10 mA @ 20 mV
	Contact Material	Silver Nickel, Gold-covered
	Operate Time	3 ms (Typical)
	Release Time	4 ms (Typical)
	Mechanical Endurance	10 ⁸ ops
	Electrical Endurance	2 x 10 ⁵ ops
Form C	Contact Rating	2 A @ 30 VDC 0.24 A @ 220 VDC 0.25 A @ 250 VAC
	Min. Contact Load	10 mA @ 20 mV
	Contact Material	Silver Nickel, Gold-covered
	Operate Time	3 ms (Typical)
	Release Time	4 ms (Typical)
	Mechanical Endurance	10 ⁸ ops
	Electrical Endurance	2 x 10 ⁵ ops
Surge Strength	2000 VDC	
Power-on Value	Yes, Configurable	
Safe Value	Yes, Configurable	

Pin Assignments

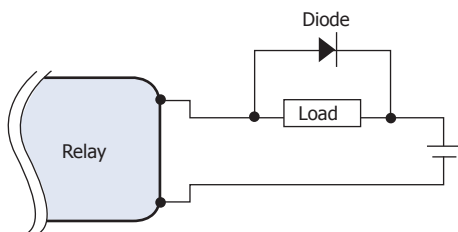


Wire Connections

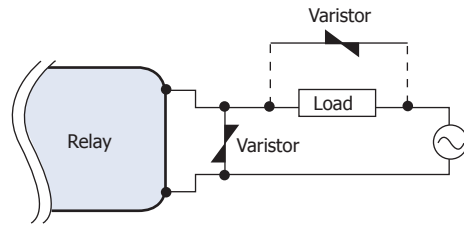
Relay Output	ON State Readback as 1	OFF State Readback as 0
Form A Relay in NO1, NO3, NO4, NO7		
Form C Relay in NO0, NO2, NO4, NO6		

Note: When inductive loads are connected to the relays, a large counter electromotive force may occur when the relay actuates because of the energy stored in the load. These flyback voltages can severely damage the relay contacts and greatly shorten the relay life. Limit these flyback voltages at your inductive load by installing a flyback diode for DC loads or a metal oxide varistor for AC loads.

for DC loads



for AC loads



Ordering Information

ET-2268 CR	Ethernet I/O Module with 2-port Ethernet Switch, 4-ch Form A Relay Output and 4-ch Form C Relay Output (RoHS)
-------------------	---

Related Products

	NS-205 CR	Unmanaged 5-Port Industrial Ethernet Switch with Power Input +10 ~ +30 Vdc (RoHS)
	NS-208 CR	Unmanaged 8-port Industrial 10/100 Base-TX Ethernet Switch with Power Input +10 ~ +30 Vdc (RoHS)
	DIN-KA52F CR	24 V/1.04 A, 25 W Power Supply with DIN-Rail Mounting (RoHS)
	GPSU06U-6	24 V/0.25 A (max.) Power Supply