

AR-200/400

Quick Start

Oct. 2017, Version 1.0.0

Congratulations!

Thanks for purchasing the Accelerometer Data Logger Device - the signal measurement solution for vibration application. This Quick Start Guide will provide related information which needed to get start with the Accelerometer Data Logger Device. Please also consult the user manual for detailed information on the setup and usage of the Accelerometer Data Logger Device.

What's In the Box!

In addition to this guide, the package includes the following items:



AR-200/AR-400



Quick Start



**Screw
x 4**



**Screw
Driver**

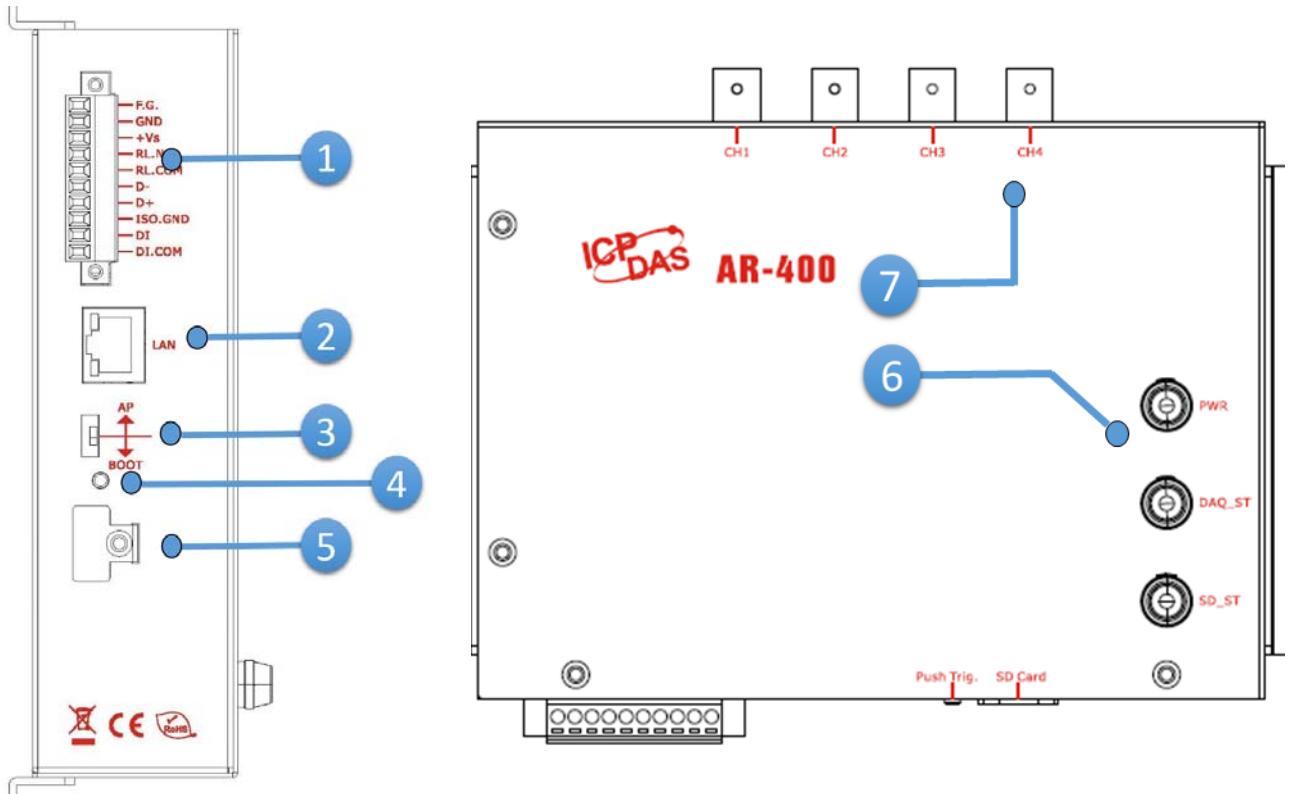


DIN-RAIL

Technical Support

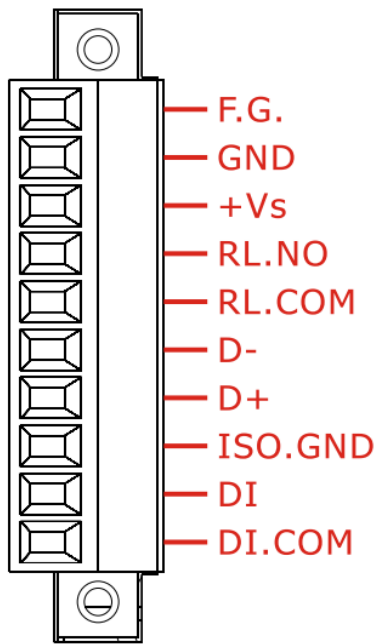
- **AR-X00 User Manual**
<http://ftp.icpdas.com/pub/cd/ar/manual/>
- **AR-X00 Utility**
<http://ftp.icpdas.com.tw/pub/cd/ar/utility/>
- **AR-X00 Website**
http://www.icpdas.com/root/product/solutions/remote_io/ar_series/ar-x00.html

Appearance



No.	Description
1	Terminal block
2	Ethernet Port with RJ-45 connector
3	Init. DIP-switches
4	Push button
5	Micro SD slot
6	LED indicators
7	BNC connector

Wire connections and pin assignments



Pin	Name	Description
1	F.G	Power +10 ~ +30 VDC
2	GND	
3	+Vs	
4	RL.NO	Relay
5	RL.COM	
6	D-	RS-485
7	D+	
8	ISO.GND	DI
9	DI	
10	DI.COM	

LED Indicator

DAQ_ST	SD_ST	Description
AP mode		
Flash (Slow, 500ms)	OFF	Idle
Flash (Fast, 100ms)	OFF	Acquiring data
ON	Flash (Fast, 100ms)	<ul style="list-style-type: none"> ● Saving data ● Formatting SD card
Flash (Slow, 500ms)	Flash (Slow, 500ms)	<ul style="list-style-type: none"> ● Do not detect SD card ● Illegal File System
Bootloader mode		
Flash (Fast, 100ms)	Flash (Fast, 100ms)	Updating FW

Push button

The Accelerometer Data Logger provide flexible trigger modes, one of them is Push button. The user should keep pressed button at least one second and then released button to start sampling data. Before the sampling time has elapsed, the user can keep pressed button at least one second to stop sampling data. The user can configure sampling rate and sampling time by configuration tool (AR_Tool). About the more information of trigger modes, please refer to the user's manual.


The factory default sampling rate and sampling time:

- AR-200: 200 KHZ, 30 seconds
- AR-400: 125 KHZ, 30 seconds



Init. DIP-switch

The Accelerometer Data Logger provide an Init. Dip switch, default in [AP]. The user can switch to [BOOT] and re-power on. The device will turn into Bootloader mode and wait for update firmware.



Configuration Tool

ICP DAS provides a configuration tool (AR_Tool). AR_Tool provide various functions. It provide device search function, trigger mode configurations, download files(*.ar) from device, and so on.

The factory default IP address of the device is 192.168.255.100

About the more detail information for the AR-200/AR-400 module, please refer to the user's manual.