

PT-7728 Series

IEC 61850-3 24+4G-port Gigabit modular managed rackmount Ethernet switches



- > IEC 61850-3, IEEE 1613 (power substations), and EN50121-4 (railway applications) compliant
- > Turbo Ring and Turbo Chain (recovery time < 20 ms @ 250 switches), RSTP/STP, and MSTP for network redundancy
- > VLAN Unaware: Supports priority-tagged frames to be received by specific IEDs
- > Up to 12 ports with M12 connectors
- > Isolated redundant power supplies with universal 24 VDC, 48 VDC, or 110/220 VDC/VAC power supply range
- > NERC CIP compliance
- > -40 to 85°C operating temperature range



Introduction

The PowerTrans PT-7728 is designed to meet the demands of power substation automation systems (IEC 61850-3, IEEE 1613), and railway applications (EN 50121-4). The PT-7728's Gigabit and Fast Ethernet backbone, redundant ring, and 24 VDC, 48 VDC, or 110/220 VDC/VAC dual isolated redundant power supplies increase the reliability of your communications and save on cabling/wiring costs. The modular

design of the PT-7728 also makes network planning easy, and allows greater flexibility by letting you install up to 4 Gigabit ports and 24 Fast Ethernet ports. Along with the optional front or rear wiring, these features together make the PT-7728 suitable for a variety of industrial applications.

General Features and Benefits

- IPv6 Ready logo awarded (IPv6 Logo Committee certified)
- Software-based IEEE 1588v2 PTP (Precision Time Protocol) for precise time synchronization of networks
- VLAN Unaware: Supports priority-tagged frames to be received by specific IEDs
- DHCP Option 82 for IP address assignment with different policies
- EtherNet/IP and Modbus/TCP industrial Ethernet protocols supported
- Turbo Ring and Turbo Chain (recovery time < 20 ms @ 250 switches), RSTP/STP, and MSTP for network redundancy
- IGMP snooping and GMRP for filtering multicast traffic from industrial Ethernet protocols
- Supports advanced VLAN capability with Q-in-Q tagging
- IEEE 802.3ad, LACP for optimum bandwidth utilization
- Bandwidth management prevents unpredictable network status
- Multi-port mirroring for online debugging
- Automatic warning by exception through email, relay output
- RMON for efficient network monitoring and proactive capability
- Automatic recovery of connected device's IP addresses
- Line-swap fast recovery
- Configurable by Web browser, Telnet/Serial console, CLI, Windows utility, and ABC-01 automatic backup configurator

Cyber-security Features

- User passwords with multiple levels of security protect against unauthorized configuration
- SSH/HTTPS is used to encrypt passwords and data
- Lock switch ports with 802.1X port-based network access control so that only authorized clients can access the port
- Disable one or more ports to block network traffic
- 802.1Q VLAN allows you to logically partition traffic transmitted between selected switch ports
- Secure switch ports so that only specific devices and/or MAC addresses can access the ports
- Radius/TACACS+ allows you to manage passwords from a central location
- SNMPv3 provides encrypted authentication and access security

Specifications

Technology

Standards:

IEEE 802.3 for 10BaseT
 IEEE 802.3u for 100BaseT(X) and 100BaseFX
 IEEE 802.3ab for 1000BaseT(X)
 IEEE 802.3z for 1000BaseX
 IEEE 802.3x for Flow Control
 IEEE 802.1D for Spanning Tree Protocol
 IEEE 802.1w for Rapid Spanning Tree Protocol
 IEEE 802.1s for Multiple Spanning Tree Protocol

Modular Rackmount Ethernet Switch System, PT-7728



IEEE 802.1Q for VLAN Tagging
IEEE 802.1p for Class of Service
IEEE 802.1X for Authentication

IEEE 802.3ad for Port Trunk with LACP

Protocols: IGMPv1/v2, GMRP, GVRP, SNMPv1/v2c/v3, DHCP Server/Client, BootP, TFTP, SNTP, SMTP, RARP, LACP, RMON, HTTP, HTTPS, Telnet, Syslog, DHCP Option 66/67/82, SSH, LLDP, IEEE 1588v2 PTP, EtherNet/IP, Modbus/TCP, IPv6, SNMP Inform, NTP Server/Client

MIB: MIB-II, Ethernet-like MIB, P-BRIDGE MIB, Q-BRIDGE MIB, Bridge MIB, RSTP MIB, RMON MIB Group 1, 2, 3, 9

Flow Control: IEEE 802.3x flow control, back pressure flow control

Switch Properties

Priority Queues: 4

Max. Number of Available VLANs: 64

VLAN ID Range: VID 1 to 4094

IGMP Groups: 256

Switching Bandwidth: 12.8 Gbps

Packet Buffer Memory: 32 MB

Interface

Fast Ethernet: Slots 1, 2, and 3 for combinations of 2, 4, 6, or 8-port PM-7200 Fast Ethernet modules with 10/100BaseT(X) (TP/M12 interface), 100BaseFX (SC/ST/MTRJ connector), or 100BaseSFP.

Gigabit Ethernet: Slot 4 for 2 or 4-port PM-7200 Gigabit Ethernet combo module, 10/100/1000BaseT(X) or 1000BaseSFP

Console Port: RS-232 (RJ45)

System LED Indicators: STAT, PWR1, PWR2, FAULT, MSTR/HEAD, CPLR/TAIL

Mode LED Indicators: LNK/ACT, FDX/HDX, RING/CHAIN PORT, COUPLER PORT, SPEED

Alarm Contact: 1 relay output with current carrying capacity of 3 A @ 30 VDC or 3 A @ 240 VAC

Power Requirements

Input Voltage:

- 24 VDC (18 to 36 V)

- 48 VDC (36 to 72 V)

- 110/220 VDC/VAC (88 to 300 VDC, 85 to 264 VAC)

Note: Compliant with EN 50155 on 24/48/110 VDC

Input Current: (all ports are equipped with fiber)

- Max. 2.58 A @ 24 VDC

- Max. 1.21 A @ 48 VDC

- Max. 0.64/0.33 A @ 110/220 VDC

- Max. 0.53/0.28 A @ 110/220 VAC

Overload Current Protection: Present

Connection: 10-pin terminal block

Reverse Polarity Protection: Present

Physical Characteristics

Housing: IP30 protection

Dimensions: 440 x 44 x 325 mm (17.32 x 1.73 x 12.80 in)

Weight: 5900 g

Installation: 19" rack mounting

Environmental Limits

Operating Temperature: -40 to 85°C (-40 to 185°F), cold start requires min. of 100 VAC at -40°C

Storage Temperature: -40 to 85°C (-40 to 185°F)

Ambient Relative Humidity: 5 to 95% (non-condensing)

Standards and Certifications

Safety: UL 60950-1

EMI: FCC Part 15 Subpart B Class A, EN 55022 Class A

Power Automation: IEC 61850-3, IEEE 1613

Traffic Control: NEMA TS2

Rail Traffic: EN 50155, EN 50121-4

Note: Please check Moxa's website for the most up-to-date certification status.

Warranty

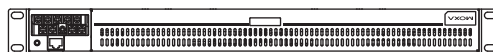
Warranty Period: 5 years

Details: See www.moxa.com/warranty

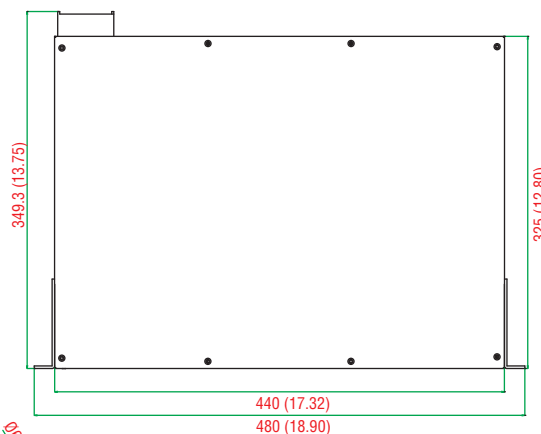
Dimensions

Unit: mm (inch)

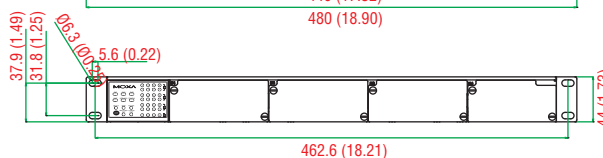
Rear View




Top View



Front View



Side View



Ordering Information

Step 1: Select Ethernet switch system

PT-7728 with power supply

Step 2: Select interface modules

PM-7200 modules
(Gigabit or Fast Ethernet)

Note: The PT-7728 Ethernet switch system is delivered without interface module. See page 2-52 to choose PM-7200 interface modules.

PT-7728 Modular Rackmount Ethernet Switch System

The PT-7728 switch system consists of 16 modular managed rackmount Ethernet switch systems with 3 slots for Fast Ethernet modules, and 1 slot for a Gigabit Ethernet module. A total of 28 or 24+4G ports can be installed, and the switch can be used in a temperature range from -40 to 85°C.

Available Models		Power Supply					
Front Cabling, Front Display	Rear Cabling, Front Display	Isolated Power Supply 1			Isolated Power Supply 2		
		24 VDC (18 to 36 V)	48 VDC (36 to 72 V)	HV: 88 to 300 VDC and 85 to 264 VAC	24 VDC (18 to 36 V)	48 VDC (36 to 72 V)	HV: 88 to 300 VDC and 85 to 264 VAC
PT-7728-F-24	PT-7728-R-24	1	–	–	–	–	–
PT-7728-F-24-24	PT-7728-R-24-24	1	–	–	1	–	–
PT-7728-F-24-HV	PT-7728-R-24-HV	1	–	–	–	–	1
PT-7728-F-48	PT-7728-R-48	–	1	–	–	–	–
PT-7728-F-48-48	PT-7728-R-48-48	–	1	–	–	1	–
PT-7728-F-48-HV	PT-7728-R-48-HV	–	1	–	–	–	1
PT-7728-F-HV	PT-7728-R-HV	–	–	1	–	–	–
PT-7728-F-HV-HV	PT-7728-R-HV-HV	–	–	1	–	–	1

Note: The PT-7728 Ethernet switch systems provide combinations of 1 slot for a Gigabit Ethernet interface module, 3 slots for Fast Ethernet interface modules. See page 2-52 to select the PM-7200 Gigabit Ethernet and Fast Ethernet interface modules that you need for your own application.

PT-7728-F series
(Front Cabling, Front Display)



PT-7728-R series
(Rear Cabling, Front Display)



Gigabit/Fast Ethernet Modules for the PT-7728

	Interface Modules																								
	PM-7200-4GTXSFP	PM-7200-2GTXSFP	PM-7200-1MSC	PM-7200-1MST	PM-7200-2MSC	PM-7200-2MST	PM-7200-2SSC	PM-7200-8TX	PM-7200-2MSC4TX	PM-7200-2MST4TX	PM-7200-2SSC4TX	PM-7200-4MSC2TX	PM-7200-4MST2TX	PM-7200-4SSC2TX	PM-7200-6MSC	PM-7200-6MST	PM-7200-6SSC	PM-7200-8SFP	PM-7200-4M12	PM-7200-8MTRJ	PM-7200-4MST-FL	PM-7200-4TX-PTP	PM-7200-4MST-PTP	PM-7200-4MSC-PTP	PM-7200-1BNC2MST-PTP
Slot 1	—	—	—	—	—	—	—	✓	✓	✓	✓	✓	✓	✓	✓	✓	✓	✓	✓	✓	✓	—	—	—	—
Slot 2	—	—	—	—	—	—	—	✓	✓	✓	✓	✓	✓	✓	✓	✓	✓	✓	✓	✓	✓	—	—	—	—
Slot 3	—	—	—	—	—	—	—	✓	✓	✓	✓	✓	✓	✓	✓	✓	✓	✓	✓	✓	✓	—	—	—	—
Slot 4	✓	✓	—	—	—	—	—	—	—	—	—	—	—	—	—	—	—	—	—	—	—	—	—	—	—

Optional Accessories (can be purchased separately)

MXview: Moxa industrial network management software with 50, 100, 250, 500, 1000, or 2000 nodes

EDS-SNMP OPC Server Pro: OPC server software that works with all SNMP devices

ABC-01 Series: Configuration backup and restoration tool for managed Ethernet switches, 0 to 60°C operating temperature

Package Checklist

- PT-7728 switch
- RJ45-to-DB9 console port cable
- Protective caps for unused ports
- 2 rackmount ears
- Documentation and software CD
- Hardware installation guide
- Warranty card